

WiFi NTRIP Master

Includes:

- WiFi radio module including NTRIP software (XBee socket compatible)



More info about the product!



WiFi NTRIP Master SKU is: AS-XBEE-WIFI-2.4-INT-04

Get a discounted bulk price on this product for orders of 50 units or more. Contact us at info@ardusimple.com to get a quote.

Description

The ArduSimple WiFi NTRIP Master enables your RTK receiver to connect autonomously to internet, by using any WiFi network, and without the need of a PC. No programming is required to use this product. The device also creates its own Wi-Fi, which allows you to access a web interface for configuration.

You can use this product to:

- Connect your GPS receiver to NTRIP RTK correction service, using its integrated NTRIP server/caster/client functionality
- Transport a serial port stream over Wi-Fi or internet, using its integrated TCP/UDP sockets

Good to know:

- If your Wi-Fi network has internet access, the WiFi NTRIP Master will also then have internet access. Or you can turn on the hotspot feature on your phone
- Default configuration is at 115'200bps
- Compatible with all ArduSimple products or any board with XBee socket
- Integrated WiFi antenna (contact us for external antenna variant)
- It's open source and you can find the design files and source code in GitHub:
<https://github.com/nebkat/esp32-xbee/releases>
- It is the same hardware as the [BLE Bridge](#) so you can also use it for that purpose (by changing the firmware)

Specifications

Interfaces

- UART (3.3V)
- RS232 (requires [accessory](#))


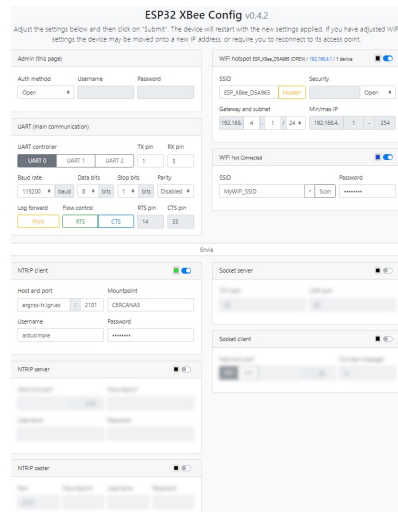

Wi-Fi NTRIP Master hardware features

- Wi-Fi 2.4GHz
- Wi-Fi compliant with 802.11 b/g/n
- Onboard Wi-Fi antenna (contact us for option with uFL connector)
- Operating voltage: 3.0V to 3.6V
- Operating current: typically 80 mA (up to 500mA peak)
- Operating temperature Range: -40 to +85deg

Wi-Fi NTRIP Master software features

- Simultaneous Wi-Fi Station and Wi-Fi Hotspot
- Web Interface for configuration
- NTRIP Client/Server/Caster
- TCP/UDP Socket Server/Client

Image Gallery



Pinout

TOP VIEW

Description	Name	#	#	Name	Description
2.7-3.6V with up to 1A peak	VCC	1	20		
Data out VCC level	TX	2	19		
Data in VCC level	RX	3	18		
		4	17		
Leave open for always ON	RESET	5	16		
		6	15		
		7	14		
		8	13		
Feature disabled	RTS	9	12	CTS	Feature disabled
Must connect to GND	GND	10	11	GND	Must connect to GND



Documentation

User Guide	https://www.ardusimple.com/wifi-ntrip-master-hookup-guide/
Download CAD model	https://www.ardusimple.com/wp-content/uploads/3D_CAD/AS-XBEE-WIFI-2.4-INT-04-R00.STEP
Footprint	https://www.snapeda.com/search/?q=ardusimple

WiFi NTRIP Master includes free basic technical support. Contact info@ardusimple.com for more information.

Data and descriptions in this document are subject to change without notice. Product photos and pictures are for illustration purposes only and may differ from the real product appearance.